


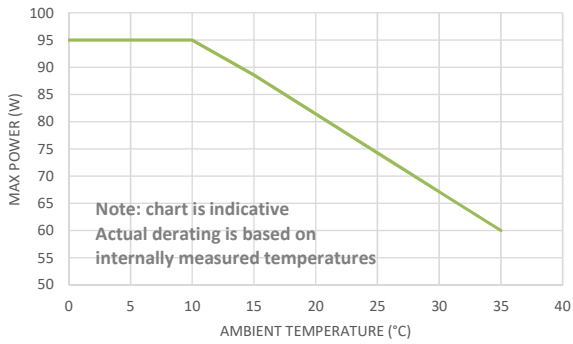


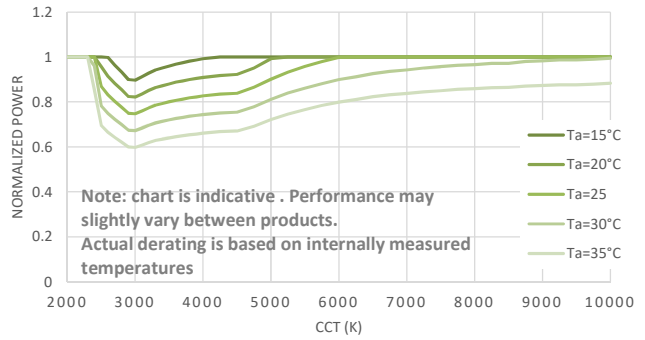


Product ordering Codes	Color	Adapter	Market	
MS2-TR-SFO-BLK40-11H	Black	HT	North America	
MS2-TR-SFO-BLK40-11J	Black	JT	North America	
MS2-TR-SFO-BLK40-11L	Black	LT	North America	
MS2-TR-SFO-WHT40-11H	White	HT	North America	
MS2-TR-SFO-WHT40-11J	White	JT	North America	
MS2-TR-SFO-WHT40-11L	White	LT	North America	
Electrical	Min	Typ	Max	
Maximum lamp power (W)	4	97.3	100	Typ wattage at 120V
System input voltage (V)	90	110	250	VAC, 50/60 Hz
Power Factor	0.95	0.99	1	
Driver	Built-in			
Control method	Wireless (via Invisua Lightport)			
Control interface	Smartphone, tablet, pc, DMX controller			
Mechanical	Min	Typ	Max	
Mount	Halo-compatible			
Housing material	Aluminum			
Rotation			355°	
Tilting			120°	
Color	White or Black		Other colors on request	
Reflector diameter		110 mm		
Overheating protection		Yes		
Weight		5.1 lbs		
Environmental	Min	Typ	Max	
Ambient temperature	-10°C		35°C	
Ingress protection		IP20		
Maximum humidity			85%	non condensing
Warranty and Compliances	Min	Typ	Max	
Warranty		3	5	5 year warranty when registered
Compliances	ETL FCC 2AK87-MS2-TR-SFO		ETL 5008442	
Markings				
Light output	Min	Typ	Max	
Peak Light output at maximum power, no temperature derating				
Luminous intensity (3000K @ 12deg)		35,000		cd
Fixture Light output (3000K)	2800	3000		lm
Light technical	Min	Typ	Max	
Color temperature range	1000		15000	K CCT
CRI (3000K)	90			
R9 (3000K)	50	90		
Initial color consistency		1	2	SDCM at CCT of 3000K
Beam angle (FWHM)	12		24	Adjustable 12-24 deg
Dimming range	0.10%		100%	
Visual comfort			13	UGR <13
Lifetime	50000			hours
Minimum lumen maintenance		L70B50 @ 50,000 hr		
Color Gamut	Min	Typ	Max	
Red (CIEx;CIEy)		0.670 , 0.320		
Green (CIEx;CIEy)		0.240 , 0.675		
Blue (CIEx;CIEy)		0.160 , 0.035		
Power derating				
Peak power consumption at maximum output		97.3		W at 110V DC
Maximum continuous power consumption		80		W at 20°C ambient
Ambient thermal conditions can limit the operation at continuous use.				
The product is optimized for use in a dynamic mode, alternating different colors or color temperatures.				
Peak intensity can be achieved if the average power consumption is below the derating chart below.				
At continuous use at a power consumption above the derating curve, the system will reduce power and light output.				

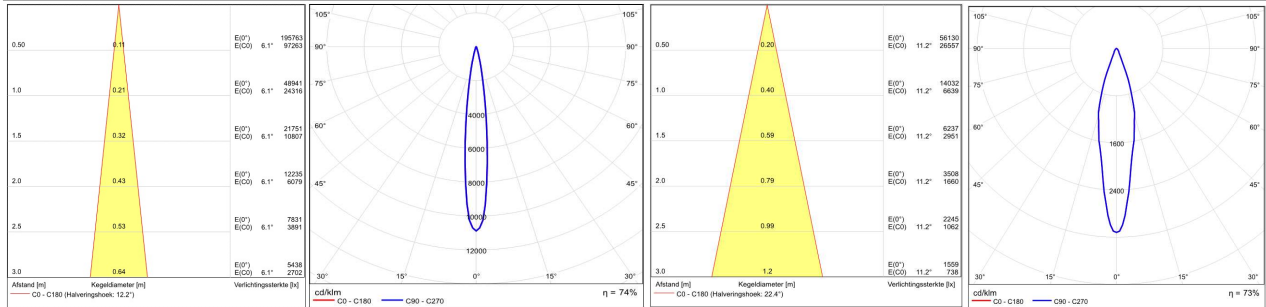
POWER DERATING AT CONTINUOUS OPERATION @ 3000K



POWER DERATING VS CCT AT CONTINUOUS OPERATION



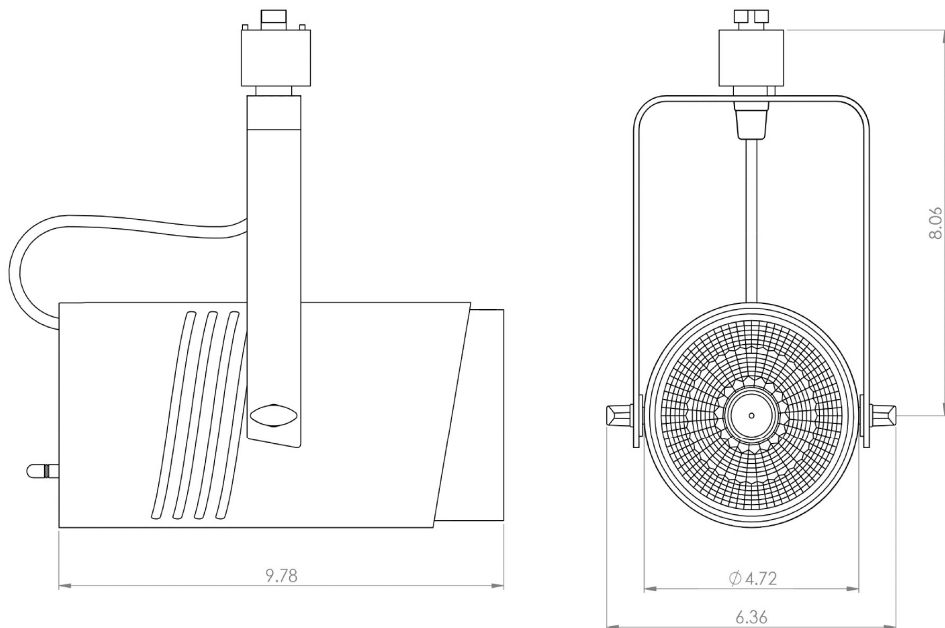
Light distribution (12deg and 24deg)



Light quality (typical)

CRI measurement	Ra	R1	R2	R3	R4	R5	R6	R7	R8	R9	R10	R11	R12	R13	R14
2500K	93	96	99	97	92	96	91	94	88	72	98	74	95	96	96
2700K	94	94	99	94	89	94	92	97	94	83	99	81	96	94	95
3000K	93	92	99	92	86	93	93	97	98	91	98	78	92	93	93
4000K	93	98	94	90	93	96	93	95	89	67	85	90	72	97	94
6000K	91	98	91	84	88	96	88	91	92	74	78	84	65	96	90

Product drawing



dimensions in inch